

BMW325CUP

AHC2022/01

HOMOLOGATION FORM

Homologated by	<i>Lithuanian automobile sport federation</i>
Address	<i>Savanoriu av. 56, Kaunas, Lithuania</i>
Phone No., e - mail	<i>+370 37 350026, lasf@lasf.lt</i>
Technical expert	<i>Egidijus Janavičius</i>

Vehicle make and model	<i>BMW 325i (E90, E91, E92)</i>
Year of the model	<i>2005 – 2011</i>

APPROVED BY

ŠOSEJAS
KOMISIJA

LAF Racing Commission

LITHUANIAN
AUTOMOBILE
SPORT
FEDERATION

LASF Racing Commission



EAL Racing Commission

Jānis Ducmanis

Inga Kacinskiene

Raimo Kulli

ENGINE COMPARTMENT

PHOTO 1

Cabin filter housing and extra parts (may be removed)

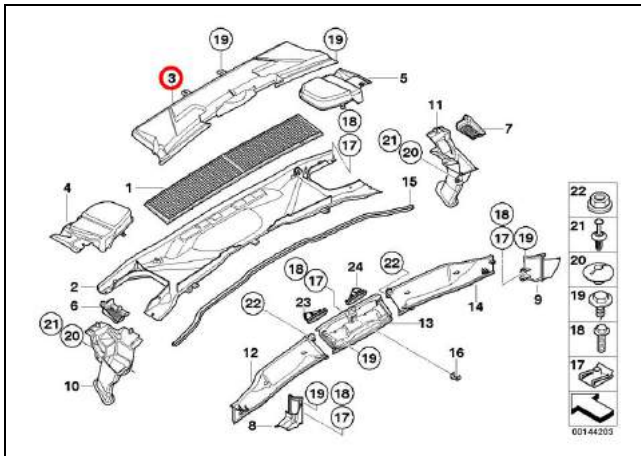


PHOTO 2

Compulsory filter or any cover (if cabin filter housing and extra parts removed)



PHOTO 3

Air filter box EU type (compulsory)



PHOTO 4

Air intake pipe OEM (compulsory)



PHOTO 5

Air intake diffusor OEM (compulsory)



PHOTO 6

Strut bar L/R OEM (compulsory)



LUGGAGE COMPARTMENT

PHOTO 7

Boot floor storage (compulsory)



PHOTO 8

Boot floor storage M3/335i/d (restricted)




PHOTO 9

X




PHOTO 10

X



PHOTO 11

X





PHOTO 12

X



BMW325CUP

AHC2022/01

EXTERNAL BODYWORK PARTS

Rear bumpers E92

PHOTO 13

Bumper rear E92 standard (option 1)



PHOTO 14

Bumper rear E92 M pack (option 2)



PHOTO 15

Bumper rear E92 FL standard (option 3)



PHOTO 16

Bumper rear E92 FL M pack (option 4)



PHOTO 17

Bumper rear M3 E92 (restricted)



PHOTO 18

Bumper cross beam (steel)



BMW325CUP

AHC2022/01

EXTERNAL BODYWORK PARTS

Rear bumpers E90

PHOTO 19

Bumper rear E90 standard (option 1)



PHOTO 20

Bumper rear E90 M pack (option 2)



PHOTO 21

Bumper rear E90 FL standard (option 3)



PHOTO 22

Bumper rear E90 FL M pack (option 4)



PHOTO 23

Bumper rear M3 E90 (restricted)



PHOTO 24

Bumper cross beam (steel)



EXTERNAL BODYWORK PARTS

Rear bumpers E91

PHOTO 25

Bumper rear E91 standard (option 1)



PHOTO 26

Bumper rear E91 M pack (option 2)



PHOTO 27

Bumper rear E91 FL standard (option 3)



PHOTO 28

Bumper rear E91 FL M pack (option 4)



PHOTO 29

x




PHOTO 30

Bumper cross beam (steel)



BMW325CUP

AHC2022/01

EXTERNAL BODYWORK PARTS

Front bumpers E92

PHOTO 31

Bumper front E92 standard (option 1)



PHOTO 32

Bumper front E92 M pack (option 2)



PHOTO 33

Bumper front E92 FL standard (option 3)



PHOTO 34

Bumper front E92 FL M pack (option 4)



PHOTO 35

Bumper front E92 M3 (restricted)



PHOTO 36

Bumper cross beam (steel)



EXTERNAL BODYWORK PARTS

Front bumpers E90/91

PHOTO 37

Bumper front E90/91 standard (option 1)



PHOTO 38

Bumper front E90/91 M pack (option 2)



PHOTO 39

Bumper front E90/91 FL standard (option 3)



PHOTO 40

Bumper front E90/91 FL M pack (option 4)



PHOTO 41

Bumper front E90 M3 (restricted)



PHOTO 42

Bumper cross beam (steel)



SUSPENSION PARTS
Front suspension

PHOTO 43
Subframe front (top view)



PHOTO 44
Subframe front (bottom view)



PHOTO 45
Upright front (outside view)



PHOTO 46
Upright front (inside view)



PHOTO 47
Arms front suspension

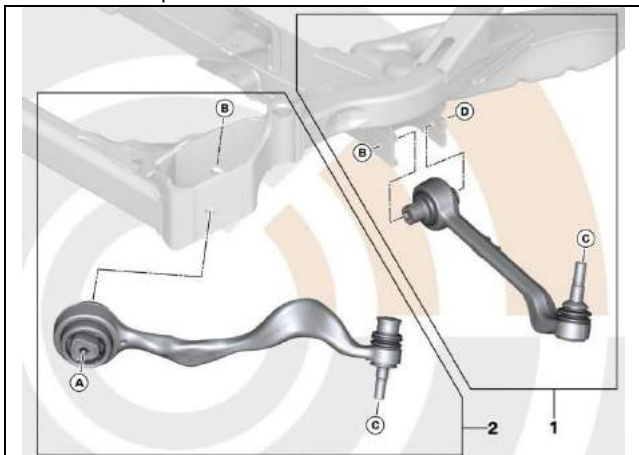


PHOTO 48
Arm front suspension rear



SUSPENSION PARTS
Front suspension

PHOTO 49
Arm front suspension rear



PHOTO 50
Arm front suspension rear M3 (restricted)




PHOTO 51
Brakes front




PHOTO 52
Brakes rear



PHOTO 53
x





PHOTO 54
x



SUSPENSION PARTS

Rear suspension

PHOTO 55

Upright rear (inside view)



PHOTO 56

Upright rear (outside view)



PHOTO 57

Subframe rear (modifications)




PHOTO 58

Subframe rear (modifications)



PHOTO 59

X





PHOTO 60

X



ENGINE PARTS

PHOTO 61

Engine with cover 2005-2007 (cover may be removed)



PHOTO 62

Engine with cover 2007- (cover may be removed)



PHOTO 63

Valve cover (aluminum) 2005-2007



PHOTO 64

Valve cover (plastic) 2007-




PHOTO 65

Intake manifold



PHOTO 66

Exhaust manifold



ENGINE PARTS

PHOTO 67

Intake port (width 48 mm)



PHOTO 68

Intake port (height 27 mm)



PHOTO 69

Intake port surface - aluminium grain (compulsory)



PHOTO 70

Intake port surface – machined (restricted)




PHOTO 71

Combustion chamber (incl. valves)



PHOTO 72

Valve (incl. spring and supports)



ENGINE PARTS

PHOTO 73

Exhaust camshafts (steel and cast iron)



PHOTO 74

Exhaust camshaft (steel)



PHOTO 75

Exhaust camshaft lobe (cast iron)



PHOTO 76

Intake camshaft lobe



PHOTO 77

Exhaust camshaft



PHOTO 78

Intake camshaft



ENGINE PARTS

PHOTO 79

Intermediate lever (side view)



PHOTO 80

Intermediate lever (bottom view)



PHOTO 81

Rocker arm (side view)



PHOTO 82

Rocker arm (bottom view)



PHOTO 83

Valvetronic lever support (MILV)



PHOTO 84

Valvetronic lever support (MILV)



ENGINE PARTS

PHOTO 85

Piston (top view)



PHOTO 86

Piston (front view)



PHOTO 87

Conrod (front view)



PHOTO 88




PHOTO 89

Air filter (paper)



PHOTO 90

Air filter cotton (restricted)



TRANSMISSION PARTS

PHOTO 91
Flywheel (dual-mass)



PHOTO 92
Clutch kit



PHOTO 93




PHOTO 94




PHOTO 95



PHOTO 96



MEASUREMENTS

PHOTO 97

Ride height measurement to be done at these points (x plane)

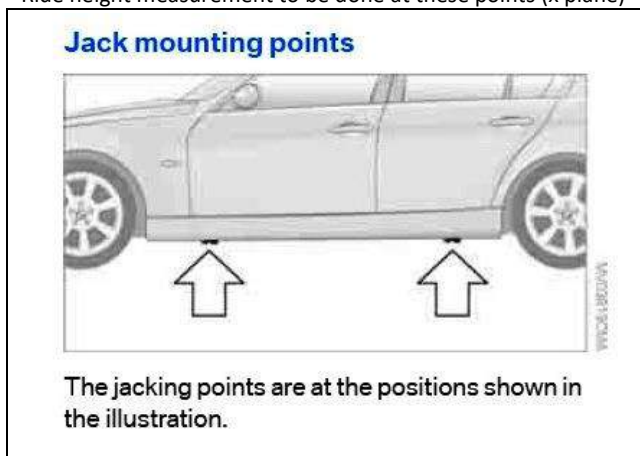


PHOTO 98

Measurement to be done at the point marked with arrow



PHOTO 99

Minimum ride height **FRONT** (tyre pressure max 2,0 BAR)

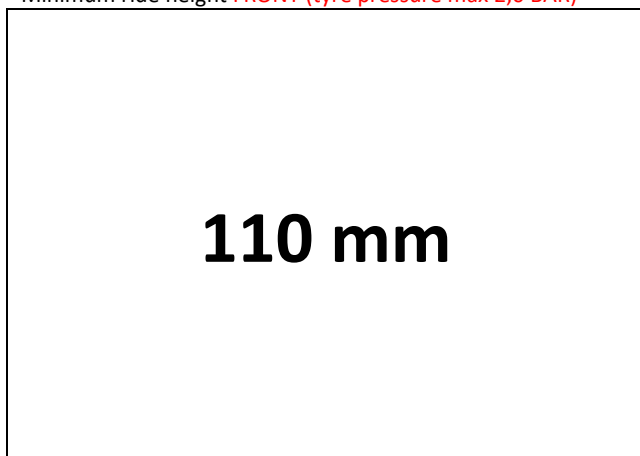


PHOTO 100

Minimum ride height **REAR** (tyre pressure max 2,0 BAR)



PHOTO 101



PHOTO 102



MEASUREMENTS

PHOTO 103

Front roll bar measurements to be done in marked places




PHOTO 104

Roll bar diameter



PHOTO 105

Length measurement to be done in a line marked yellow



PHOTO 106

Length between front bolts (center) of the top mounts

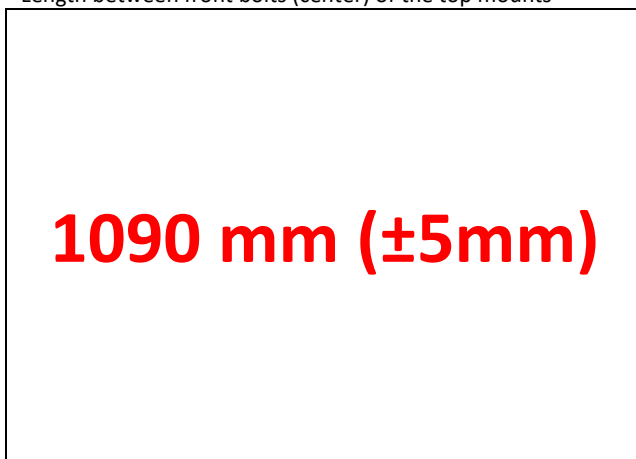


PHOTO 107



PHOTO 108

